



Specification Sheet

General Series

SB 12-200C(12V 200Ah)

Cells Per Unit	6
Voltage Per Unit	12
Nominal Capacity	200Ah@20hour-rate to 1.80V per cell @25°C
Weight	Approx. 55 Kg (Tolerance ± 1.5%)
Internal Resistance	Approx. 4.8 mΩ
Terminal	F10(M8)
Max. Discharge Current	2000A (5 sec)
Short Circuit Current	3350A
Design Life	12 years (Float charging)
Recommended Maximum Charging Current	40 A
Reference Capacity	C3 148.2AH C5 167.0AH C10 190.0AH C20 200.0AH
Standby Use Voltage	13.6 V~13.8 V @ 25°C Temperature Compensation: -3mV/°C/Cell
Cycle Use Voltage	14.6 V~14.8 V @ 25°C Temperature Compensation: -4mV/°C/Cell
Operating Temperature Range	Discharge: -20°C~60°C Charge: 0°C~50°C Storage: -20°C~60°C
Normal Operating Temperature Range	25°C ± 5°C
Self Discharge	Valve Regulated Lead Acid (VRLA) batteries can be stored for up to 6 months at 25°C and then recharging is recommended. Monthly Self-discharge ratio is less than 3% at 25°C. Please charge batteries before using.
Container Material	A.B.S. UL94-HB, UL94-V0 Optional.

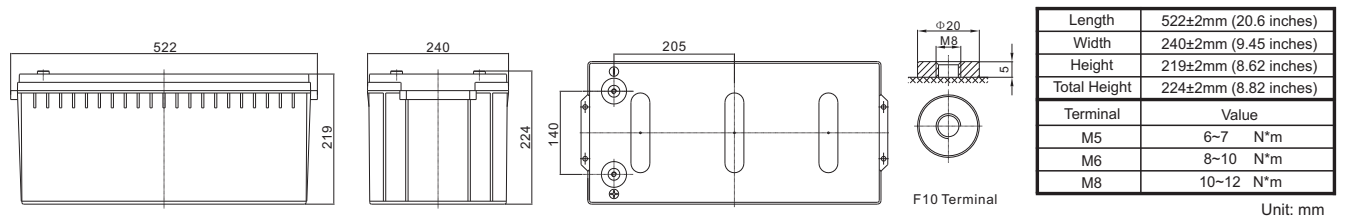


MH60689



CTL1908029031-EC

Dimensions



Constant Current Discharge Characteristics : A (25°C)

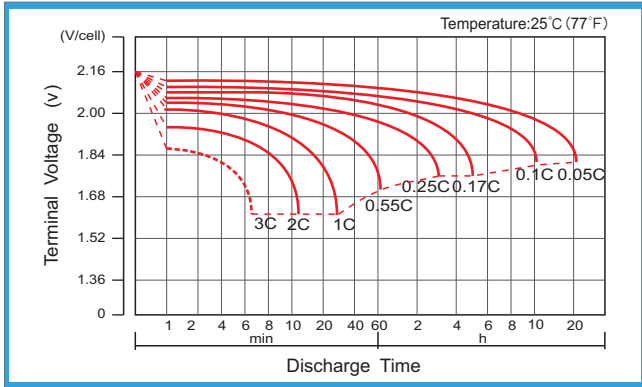
F.V/Time	10MIN	15MIN	30MIN	1HR	2HR	3HR	4HR	5HR	8HR	10HR	20HR
1.60V	424.7	341.0	205.7	123.1	73.8	52.7	44.4	36.5	25.1	21.0	10.7
1.65V	412.0	332.1	201.1	120.9	72.7	51.0	43.9	35.1	24.8	20.6	10.5
1.70V	395.4	320.3	195.2	117.8	71.3	50.0	43.2	34.5	24.5	20.1	10.4
1.75V	373.9	305.0	187.4	113.9	69.4	49.5	42.2	33.5	24.0	19.5	10.0
1.80V	346.5	285.4	177.2	108.7	66.9	48.0	40.9	33.0	23.4	19.0	9.41
1.85V	312.2	260.5	164.3	102.0	63.6	47.8	39.2	32.4	22.7	18.5	9.30

Constant Power Discharge Characteristics : WPC (25°C)

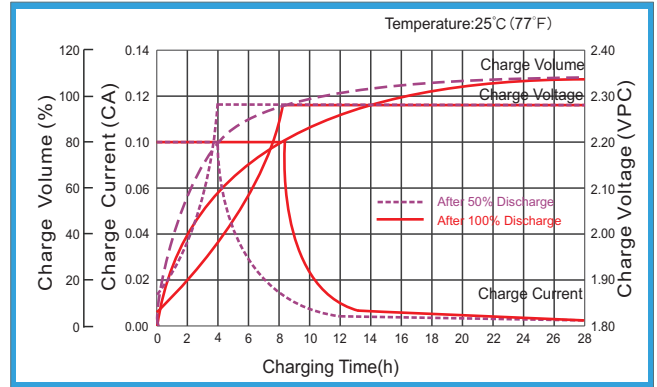
F.V/Time	10MIN	15MIN	30MIN	1HR	2HR	3HR	4HR	5HR	8HR	10HR	20HR
1.60V	732.7	605.1	379.1	233.7	141.9	106.1	86.6	73.4	49.7	42.5	21.9
1.65V	729.7	601.7	376.3	231.8	140.9	105.3	86.0	72.9	49.3	42.2	21.7
1.70V	708.1	585.4	367.2	226.8	138.5	103.7	84.7	71.9	48.7	41.7	21.5
1.75V	681.7	565.6	356.2	220.2	135.4	101.6	83.1	70.7	47.9	41.0	21.2
1.80V	642.7	536.6	340.3	211.2	131.2	98.7	80.9	68.9	46.9	40.1	20.8
1.85V	589.3	496.9	318.6	199.6	125.5	94.7	77.8	66.5	45.4	38.9	20.3

(Note) The above characteristics data are average values obtained within three charge/discharge cycle not the minimum values.

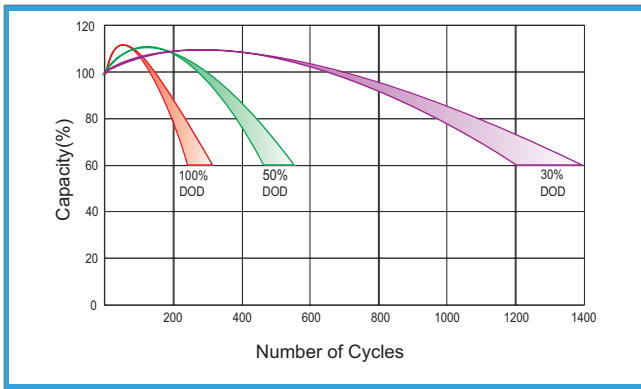
Discharge Characteristics Curve



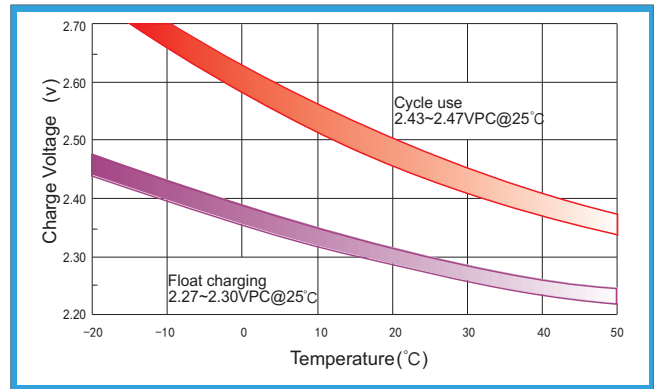
Charge Characteristic Curve For Standby Use



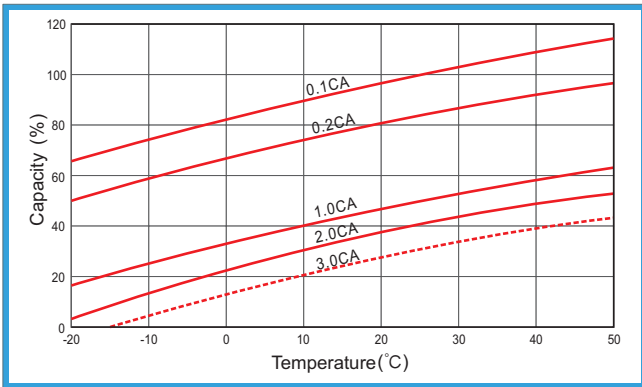
Cycle Life In Relation To Depth Of Discharge



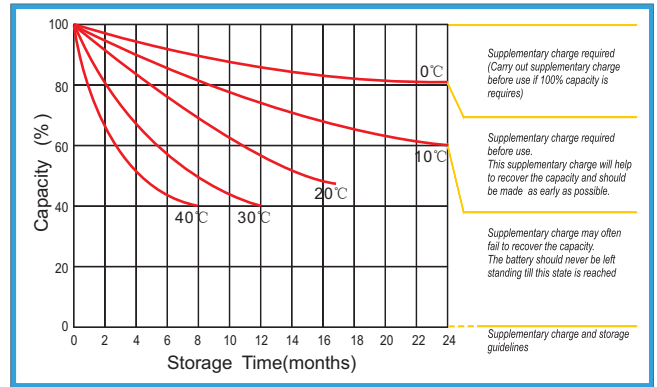
Relationship Between Charging Voltage And Temperature



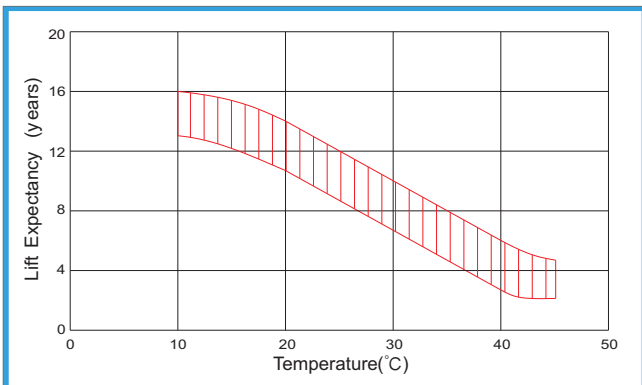
Temperature Effects On Capacity



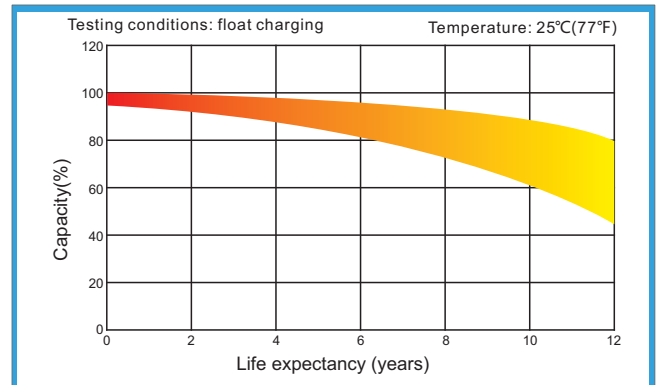
Storage Characteristics



Effect Of Temperature On Long Term Life



Life Characteristics Of Standby Use



(Note) All above information shall be changed without prior notice, AxiWin reserves the right to explain and update the latest information