
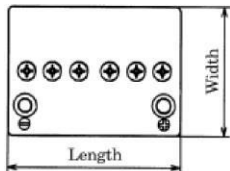
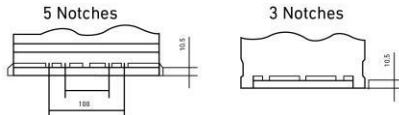
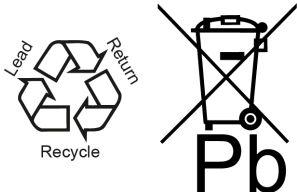
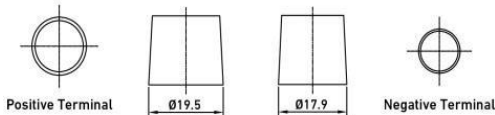





RAD GRID - AGM JADE - LEAD ACID BATTERY			
		Product Part Code	AGM DIN60L
		Group Size	LN2
		DIMENSIONS	
		Max Length (L):	242 mm
		Max Width (W):	175 mm
		Max Height (H):	190 mm
GENERAL		SPECIFICATIONS	
Technology:	AGM	Nominal Voltage:	12V
Maintenance:	Zero Maintenance	Nominal Capacity (20 hrs):	60 Ah
Origin:	India	Cold Cranking Performance :	680A EN CCA
HS Code:	85071020		
Standard:	EN 50342-1	Weight of the Battery:	19.6 ± 3% Kg
CHARGING		CELL LAYOUT	
Recommended Method			
Boost Charge Voltage:	14.4 V		
Float Charge Voltage:	13.2 V		
If the battery is fully charged, current on the charger will decrease.		CONTAINER HOLD DOWN	
This product is in compliance and marked with the essential requirements and other relevant provisions of the Council Directive 2023/1542/EU battery regulation			
Always recycle AMARON AGM Batteries		TERMINAL TYPE: T2	
			
Imported By: AW Accu, Netherlands.			
			
Amara Raja Energy & Mobility Limited Karakambadi, Tirupati, Andhra Pradesh - 517520 India		 LASTS LONG. REALLY LONG.	
*Non-binding data and specification. The manufacture can introduce, without notice, any modification considered as necessary (15/01/2025)			

MATERIAL DECLARATION: AMARON JADE AGM DIN60L

Importer Details:	AW Accu, BV Florijnstraat 16 2988 CL Ridderkerk The Netherlands.
Brand Product Series:	AMARON JADE
Product name:	AGM DIN60L
Weight of battery:	Approx 19.6 Kg± 3%.
Product:	AGM Lead acid (Pb) battery.
Product information:	UN2800 AGM lead acid battery.

This materials information Shows the amount of hazardous materials contained in %


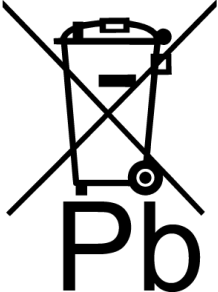
– Composition Information on Ingredients			
Principal Hazardous Component(s)	C.A.S. Number	% Weight	OSHA Air PEL – mg/m3
Inorganic Lead Compounds:			
Lead and lead Compounds	7439-92-1	60-70	0.05
Electrolyte (Sulfuric Acid)	7664-93-9	20-28	1
Polypropylene	9003-07-0	04-08	NA
Absorptive Glass mat Separator	65997-17-3	01-02	NA

Note: Lead, Electrolyte (Sulphuric acid), Polypropylene and AGM Separator are the primary components of every battery manufactured by Amara Raja Energy & Mobility Ltd. Other ingredients may be present depending upon Lead Acid Battery type. Polypropylene is the principal case material of batteries. Electrolyte is in immobilized state and no free-flowing acid available inside of battery. Contact your ARE&M representative for additional information.

Please note:

- Contents may vary due to performance data and/or application of the battery

Always recycle AGM Lead acid (Pb) Batteries.

Disclaimer: The information provided is shared in good faith and reflects our best knowledge at the time of delivery. While we strive to ensure the accuracy and reliability of the information, Amara Raja Energy & Mobility Ltd. Can not be held responsible for any unintended inaccuracies or discrepancies. We appreciate your understanding and encourage you to verify the details as needed.

Lead Acid AGM batteries: Guidelines of Storage and Maintenance

Proper storage of batteries is crucial to ensure their longevity, performance, and safety. Lead-acid batteries contain sulfuric acid and emit gases that can be hazardous if not handled correctly. Improper storage can lead to reduced battery efficiency, damage, or even safety risks such as short circuits, leaks, or explosions. To prevent these issues, it is essential to follow strict Dos and Don'ts when handling and storing batteries. Below are the recommended practices to ensure safe and effective battery storage.

Dos (Best Practices for Battery Storage)

- **Store Properly:** Batteries should be stored in pallets or on racks in an upright position in a cool, well-ventilated area away from heat sources and direct sunlight.
- **Organized Storage:** Batteries must be stored part-number-wise/model-wise with clear demarcation to prevent mix-ups.
- **Stacking Guidelines:**
 - Do not exceed 5 layers for batteries up to 80Ah.
 - Do not exceed 4 layers for batteries above 80Ah.
- **Terminal Protection:** Ensure careful handling to avoid damage to battery terminals.
- **Monitor Shelf Life:** (Best Practices for Lead Acid Batteries *)
 - Lead-acid batteries should be installed within 90 days for best performance.
 - If stored for more than 90 days, they must be recharged as per guidelines.
 - Batteries should be installed within 180 days (with one refresh charge) for maximum life.

Note – * However this may vary based on temperature condition and local factor
- **Check Battery Voltage (OCV):**
 - Ensure OCV does not drop below 12.5V.
 - Check random 5 batteries in a pallet. If any battery is below 12.5V, the entire pallet needs recharging.
- **Follow FIFO:** Use the First In, First Out (FIFO) method to dispatch batteries.
- **Train Manpower:** Lead-acid AGM batteries must be handled by skilled and trained personnel during storage, shifting, and charging.

Don'ts (Storage Mistakes to Avoid)

- **No Direct Contact with Water or Moisture:** Batteries should never be immersed in water or exposed to high humidity.
- **No Storage Near Heat or Fire:** Batteries should not be stored near fire, heat sources, welding areas, or direct sunlight, as high temperatures can cause overheating and hazards.
- **No Improper Stacking:** Do not store batteries pallet-on-pallet. Do not store batteries beyond the recommended layers.
- **No Mixing of Batteries:** Do not mix different battery types, capacities, production dates, or brands.
- **No Direct Connection to Wall Sockets:** Batteries must never be connected directly to a power outlet, as it can cause severe hazards.

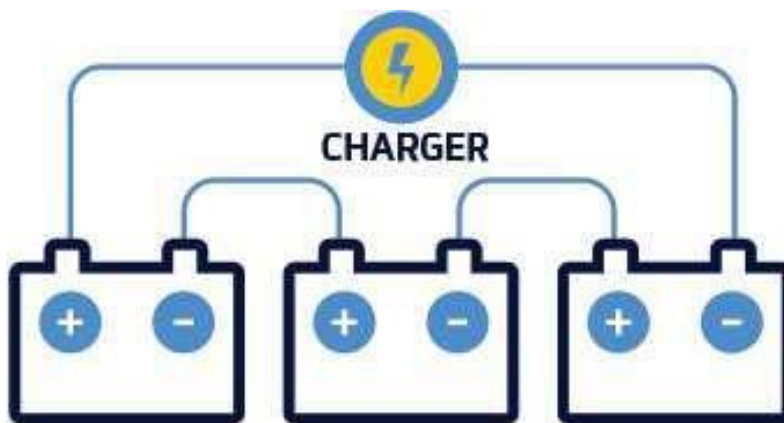
Don'ts (Storage Mistakes to Avoid)

- **No Short-Circuiting:** Do not connect metallic objects or cables across terminals, as short circuits may cause sparks or explosions.
- **No Physical Damage:** Avoid puncturing, stepping on, or using sharp objects on batteries, as this can lead to leaks or internal damage.
- **No Rough Handling:** Batteries must not be subjected to strong shocks, impacts, or incorrect placement.
- **No Unauthorized Opening:**
 - Batteries are factory-sealed and maintenance-free.
 - They should never be opened or disassembled as they contain hazardous sulphuric acid.
- **No Exposure to Corrosive Chemicals:** Batteries should not come in contact with corrosive substances that may weaken their casing.
- **No Use of Damaged Batteries:**
 - Batteries should not be used if they emit an unusual odor, feel warm, change color/shape, or behave abnormally.
 - If any issue occurs, remove the battery and have it inspected by an expert.

General Rules for AGM Battery Charging:

- Ensure the battery surface, terminals, and connectors are clean to maintain good connections.
- Regularly inspect cables and the battery case for any signs of damage.
- Since AGM batteries are sealed, there is no need to check or refill electrolyte.
- Before charging, record the Open Circuit Voltage (OCV) for at least five batteries per pallet, including batch details.
- Ensure the OCV does not drop below 12.5V.
- Always use a charger specifically designed for AGM batteries to prevent overcharging and extend battery life.

Connection reference:



Charging Procedure for AGM Batteries:

- Always charge batteries @ room temperature in a well-ventilated area and wear eye protection & protective clothing during handling
- Connect batteries to the charger as shown in above images if batteries quantity >1
- Switch on the charger and set bank voltage (i.e. 14.8 V/Battery x batteries quantity \leq charger maximum voltage rating) and set charging current as 10% of battery C20 rated capacity.
- Duration of charging should be 12 hours.
- After completion of charging, battery to be kept under rest for minimum 6-8 hours.
- Clean the battery surface
- If battery OCV after rest period should be more than 12.90 V then it can be allowed for dispatch by doing proper packaging activities

General Storage & Refresh charge Guidelines for Lead Acid Batteries

S. No	Models	Age from MFG. date (days)	Charging Voltage /battery (V)	Charging current (A)	Duration (hrs)	Rest (hrs)
1	Lead Acid AGM Batteries	>90 to < 180	14.8V/Battery	10% of C20 Capacity	12 Hrs.	6 to 8 hrs

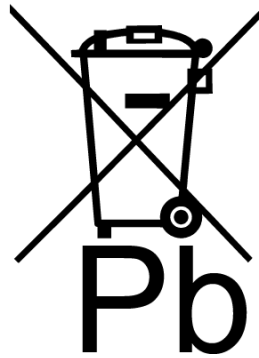
Transport:

- The batteries are hazardous UN2800 and contain sulphuric acid. Therefore, work safely according to the instructions and according to the MSDS (material safety data sheet)
- When transporting, the battery must be fully charged for at least 90%.
- The battery must be well insulated and shock-resistant to avoid damage from impact or shock.
- During transport, the battery must be handled with care during loading and unloading
- Do not throw the battery; avoid shocks and bumps. Never put the battery on its head or side.
- Never transport batteries together with flammable, explosive substances or with sharp metal objects.

UN2800 AGM LEAD ACID BATTERY

Always use protective goggles and protective clothing when working with a battery. The batteries are hazardous as per UN2800 standard and contain Sulphuric acid and can leak or explode. Work safely and exclusively according to the mentioned instructions and according to the instructions stated on the provide MSDS (Material Safety Datasheet).

Always Recycle Amaron AGM Lead Acid batteries



Karakambadi, Tirupati, Andhra Pradesh -
517520 India